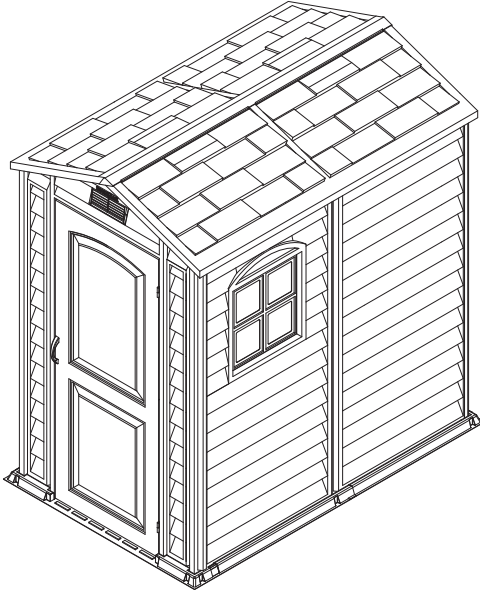


# 4Ft x 6Ft StorePro

(EN) VINYL GARDEN SHED

(ES) JARDÍN DE VINILO CUBIERTO

(FR) ABRI DE JARDIN DE VINYLE



ISO 9001:2008

**(EN) OWNER'S MANUAL /**  
 Assembly Instructions '6 Ft StorePro'  
 Size 4 Ft x 6 Ft / 1.2 m x 1.9 m (Approx.)  
 Ver: 2.0

*Please thoroughly read the owner's manual before beginning the shed assembly.*

*Call us for any missing or damaged parts.*

*Do not return to the store.*



You can watch the assembly videos on [www.duramaxbp.com](http://www.duramaxbp.com)

*Need Help? Comments or Suggestions*  
 Call Customer Service Hotline.

**(800) 483-4674**

[www.duramaxbp.com](http://www.duramaxbp.com)

## WARRANTY ACTIVATION

Thank you for your purchase of DURAMAX shed. To activate your shed warranty, log on to our website and fill in the form under warranty activation.

[www.duramaxbp.com/warranty.php](http://www.duramaxbp.com/warranty.php)

**(ES) MANUAL DEL PROPIETARIO /**  
 Instrucciones de montaje '6 Pies StorePro'  
 Tamaño 4 Pies x 6 Pies / 1.2 Metros x 1.9 Metros (Aproximado.)  
 Ver: 2.0

*Por favor a fondo lea el manual del dueño antes de comenzar la asamblea de cobertizo.*

*Llámenos para cualquier perder o partes dañadas.*

*No vuelva a la tienda.*



Usted puede ver los videos de montaje en [www.duramaxbp.com](http://www.duramaxbp.com)

*necesita ayuda? Comentarios, Sugerencias?*  
 La Línea Directa del Servicio del cliente.

**(800) 483-4674**

[www.duramaxbp.com](http://www.duramaxbp.com)

## ACTIVACIÓN DE GARANTÍA

Gracias por su compra de DURAMAX cobertizo usted. Para activar la garantía cobertizo, ingrese a nuestra página web y rellenar el formulario en la activación de la garantía.

[www.duramaxbp.com/warranty.php](http://www.duramaxbp.com/warranty.php)

**(FR) GUIDE D'INSTRUCTIONS /**  
 Instructions de montage '6 Pieds StorePro'  
 Mesures 4 Pieds x 6 Pieds / 1.2 Mètre x 1.9 Mètre (Approximatif)  
 Ver: 2.0

*Veillez lire attentivement le mode d'emploi avant de commencer l'assemblage de remise.*

*Appelez-nous pour toute les pièces manquantes ou endommagées.*

*Ne pas retourner au magasin.*



Vous pouvez regarder les vidéos de montage sur [www.duramaxbp.com](http://www.duramaxbp.com)

*a besoin d'aide? Commentaires, suggestions?*  
 Hotline service client.

**(800) 483-4674**

[www.duramaxbp.com](http://www.duramaxbp.com)

## ACTIVATION DE LA GARANTIE

Merci pour votre achat de DURAMAX hangar. Pour activer la garantie de votre hangar, connectez-vous sur notre site et remplir le formulaire sous activation de la garantie.

[www.duramaxbp.com/warranty.php](http://www.duramaxbp.com/warranty.php)

## (EN) Your Total Solution To Maintenance Free Storage Sheds.

- All Weather Durable PVC
- Won't Dent, Rust, Rot or Mildew
- Tall Walk In Shed
- Never Needs Painting
- Easy Assembly
- Shatter Proof Window included
- Floor included

## (ES) Su solución total para mantenimiento de cobertizos de almacenamiento gratuito.

- PVCdurable todo clima
- No se abolla, oxida, no tiene corrosión o mohó
- La Caminata alta en la Barraca
- No necesita pintura
- la Asamblea Fácil
- Ventana irrompible incluida
- Piso incluido

## (FR) Votre solution pour un abri de jardin sans entretien.

- Solidité Assurée en Toute Saison.
- Ne se cabosse pas, ne rouille pas, ne moisit pas et ne se pique pas.
- Déplacement en position debout dans l'abri.
- Pas besoin de peinture.
- Montage facile.
- Fenêtre incassable incluse
- Plancher inclus.

### (EN) Building Dimensions :

Approximate Size	Storage		Exterior Dimension				Interior Dimension		Door Opening	
	Area	Volume	Base Dimension		Roof Edge to Edge		Wall to Wall			
			Width	Depth	inch	cm	inch	cm	inch	cm
4 Ft x 6 Ft	18 1/4 Sq. Ft	99 7/8 Cu.Ft	46 5/8	118.5	46 1/4	117.4	40 3/4	103.6	24 1/2	62.1
1.2 m x 1.9 m	1.7 Sq.m	2.8 Cu.m	70 3/4	179.9	68	172.9	64 3/4	164.5	62 1/4	157.9

### (ES) Dimensiones del edificio :

El Tamaño aproximado	Área de almacenaje		Dimensión exterior				Dimensión interior		Abertura de la puerta	
	Área	Volume	Dimensión de la base		Borde de la azotea al borde		pared a pared			
			Anchura	Profundidad	Pulgada	cm	Pulgada	cm	Pulgada	cm
4 Pies x 6 Pies	18 1/4Pies cuadrados	99 7/8 Pies Cúbicos	46 5/8	118.5	46 1/4	117.4	40 3/4	103.6	24 1/2	62.1
1.2 Metros x 1.9 Metros	1.7 Metros cuadrados	2.8 Metros Cúbicos	70 3/4	179.9	68	172.9	64 3/4	164.5	62 1/4	157.9

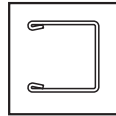
### (FR) Dimensions de l'abri :

Taille approximative	Stockage		Dimension extérieure				Dimension intérieures		Ouverture de porte	
	Secteur	Volume	Dimension de base		Toit de bord au bord		Mur à mur			
			Largeur	Profondeur	pouce	cm	pouce	cm	pouce	cm
4 Pies x 6 Pies	18 1/4Carré pieds	99 7/8 Pieds cube	46 5/8	118.5	46 1/4	117.4	40 3/4	103.6	24 1/2	62.1
1.2 Mètre x 1.9 Mètre	1.7 Mètre carré	2.8 Mètre cube	70 3/4	179.9	68	172.9	64 3/4	164.5	62 1/4	157.9


**(EN) Parts List**  
**(ES) La Lista de partes**  
**(FR) Liste des pièces**



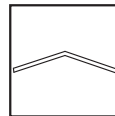
(EN)CODE (ES)CODE (FR)CODE	(EN)QTY (ES)QTY (FR)QTÉ	(EN)CODE (ES)CODE (FR)CODE	(EN)QTY (ES)QTY (FR)QTÉ	(EN) ACCESSORIES (ES) ACCESORIOS (FR) ACCESSOIRES	
(EN)CODE (ES)CODE (FR)CODE	(EN)QTY (ES)QTY (FR)QTÉ			(EN)CODE (ES)CODE (FR)CODE	(EN)QTY (ES)QTY (FR)QTÉ
COT	4	SPWT↑	1	PPG	18
COMT	2	FPT↑	1	PIN	18
COLT	1	BPT↑	1	PWS	18
RSCT	3	DR	1	BPP	6
RSLT	3	RPLT	1	BPIN	6
RSRT	3	RPRT	1	MC	1
RS3T	2	RS14T	4	H	2
RTT	1			S1	66
DCC	1			S3	2
APT	4			S5	18
BPFT	1			S6	18
BPBT	1				
SPLT↑	2				
SPRT↑	1				



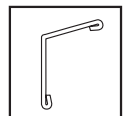
COT,COMT  
COLT



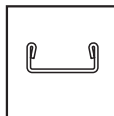
RSCT,RSLT,  
RSRT



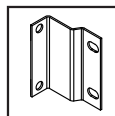
RTT



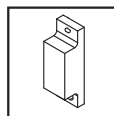
RS3T



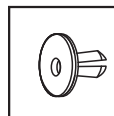
RS14T



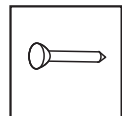
DCC



MC



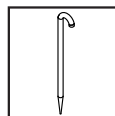
PPG, BPP



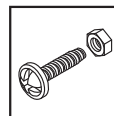
PIN, BPIN



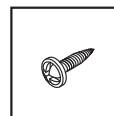
H



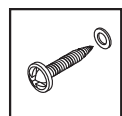
APT




S3



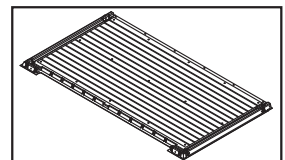
S1



S5, S6



BPBT



BPFT

(EN) Exploded View  
(ES) El Panorama estallado  
(FR) Vue Explosée

