

(EN) Parts List  
(FR) Liste des pièces  
(PT) Lista de Peças  
(ES) La Lista de partes  
(DE) Teileliste

(PL) Lista części  
(NL) Onderdelenlijst  
(SV) Komponentlista  
(IT) Lista delle varie parti:



(EN) PROFILES (PL) PROFILES  
(FR) PROFILES (NL) PROFILES  
(PT) PERFILS (SV) PROFILY  
(ES) PERFILES (IT) PROFILI  
(DE) PROFILE

(EN) Note: Check all parts prior to installation.

(FR) Note: Vérifier toutes les pièces avant l'installation.

(PT) Nota: Confirme todas as peças antes da instalação.

(ES) La nota: Verifica todo despide antes de instalación.

(DE) Anmerkung: Prüfen Sie alle Teile vor der Montage.

(PL) Uwaga: Sprawdź wszystkie części zanim przystąpisz do montażu.

(NL) Notitie: Controleer vooraf of alle onderdelen aanwezig zijn.

(SV) Märk: Kolla alla delar före installationen.

(IT) Nota: Controlla tutte le parti prima dell'installazione.

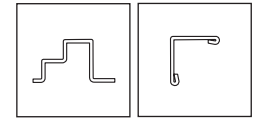
6' x 6' Bicycle Storage

Model No. 73051

Color: Anthracite with OW Trim

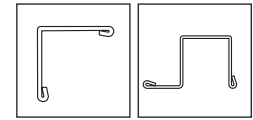
| (EN)CODE<br>(FR)CODE<br>(PT)CÓDIGO<br>(ES)CODE<br>(DE)CODE | (PL)KOD<br>(NL)CODE<br>(SV)KÓD<br>(IT)CODICE<br>(DE)STCK | (EN)QTY<br>(FR)QTÉ<br>(PT)QTDE<br>(ES)QTY<br>(DE)STCK | (PL)ILOŚĆ<br>(NL)AANTAL<br>(SV)QTY<br>(IT)QUANTITÀ<br>(DE)STCK |
|--|--|---|--|
| BBT  |  | 1   |  |
| BFT  |  | 2   |  |
| BST  |  | 2   |  |
| AST  |  | 2   |  |
| ABTT   |  | 1   |  |
| RST  |  | 1   |  |
| RSMT   |  | 1   |  |
| SBMT   |  | 1   |  |
| SBST   |  | 2   |  |
| DCST   |  | 4   |  |
| RFLC   |  | 2   |  |
| RFRC   |  | 2   |  |
| RFST   |  | 4   |  |
| DHBT   |  | 4   |  |
| WSCT   |  | 1   |  |
| WSLT   |  | 2   |  |
| WCFT   |  | 2   |  |
| WCBT   |  | 2   |  |
| WFLT   |  | 4   |  |
| RPSLT  |  | 2   |  |
| RPCLT  |  | 2   |  |

| (EN)CODE<br>(FR)CODE<br>(PT)CÓDIGO<br>(ES)CODE<br>(DE)CODE | (PL)KOD<br>(NL)CODE<br>(SV)KÓD<br>(IT)CODICE<br>(DE)STCK | (EN)QTY<br>(FR)QTÉ<br>(PT)QTDE<br>(ES)QTY<br>(DE)STCK | (PL)ILOŚĆ<br>(NL)AANTAL<br>(SV)QTY<br>(IT)QUANTITÀ<br>(DE)STCK |
|--|--|---|--|
| ECT  |  | 1   |  |
| DCT  |  | 2   |  |
| AFTT   |  | 1   |  |
| BRLT   |  | 2   |  |
| BRST   |  | 2   |  |
| SLT  |  | 4   |  |
| SST  |  | 4   |  |
| BVLT   |  | 2   |  |
| BVST   |  | 2   |  |
| DVST   |  | 1   |  |
| DPLT   |  | 1   |  |
| DPRT   |  | 1   |  |
| FPLT   |  | 1   |  |
| FPRT   |  | 1   |  |
| ABST   |  | 2   |  |
| RHST   |  | 2   |  |
| SVBT   |  | 4   |  |
| DLFV   |  | 1   |  |
| FBST   |  | 6   |  |
| GPSLT  |  | 1   |  |
| GPSRT  |  | 1   |  |



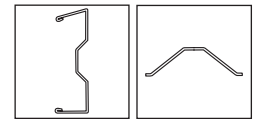
BBT, BFT, BST

AST, ABTT, RFLC, RFRC, RFST, DHBT



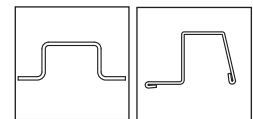
SBMT, SBST

DCST



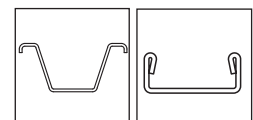
RST, RSMT

ECT



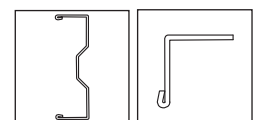
DCT

AFTT



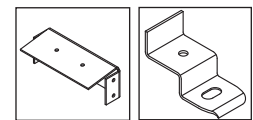
BRLT, BRST

SLT, SST



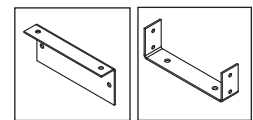
BVLT, BVST

DVST



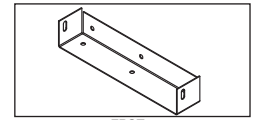
ABST

DLFV



RHST

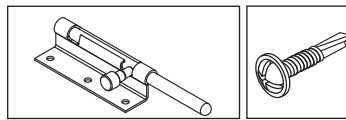
SVBT



FBST

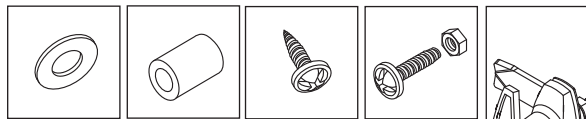
(EN) ACCESSORIES (PL) AKCESORIA  
(FR) ACCESSORIES (NL) ACCESORIOS  
(PT) ACESSÓRIOS (SV) ACCESSORER  
(ES) ACCESORIOS (IT) ACCESSORI  
(DE) ZUBEHÖR

| (EN)CODE<br>(FR)CODE<br>(PT)CÓDIGO<br>(ES)CODE<br>(DE)CODE | (PL)KOD<br>(NL)CODE<br>(SV)KÓD<br>(IT)CODICE<br>(DE)STCK | (EN)QTY<br>(FR)QTÉ<br>(PT)QTDE<br>(ES)QTY<br>(DE)STCK | (PL)ILOŚĆ<br>(NL)AANTAL<br>(SV)QTY<br>(IT)QUANTITÀ<br>(DE)STCK |
|--|--|---|--|
| TC   |  | 4   |  |
| TB   |  | 2   |  |
| DHT  |  | 4   |  |
| DLT  |  | 1   |  |
| DBST   |  | 4   |  |
| VC   |  | 2   |  |
| PW   |  | 2   | Slab   |
| PC   |  | 6   | Slab   |
| S1   |  | 211   |  |
| S2   |  | 39  |  |
| S3   |  | 51  |  |
| S21  |  | 56  |  |



TB

S21

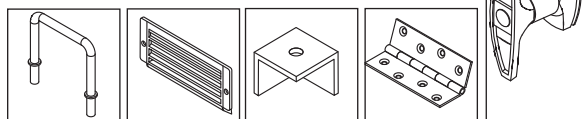


PW

PC

S1, S2

S3



DBST

VC

TC

DHT

DLT

(EN) IMPORTANT: USE HAND GLOVES TO PREVENT INJURY.

(FR) IMPORTANT: UTILISER LES GANTS POUR PREVENIR LES ACCIDENTS.

(PT) IMPORTANTE: USAR LUVAS PARA EVITAR LESÕES.

(ES) IMPORTANTE: GUANTES DE MANO DE USO PARA PREVENIR LA HERIDA.

(DE) WICHTIG: BENUTZEN SIE HANDSCHUHE, UM VERLETZUNGEN ZU VERMEIDEN.

(PL) WAŻNE: UŻYWAJ REKAWIC, ABY ZAPOBIEC URAZOM.

(NL) BELANGRIJK: GEBRUIK HANDSCHOENEN OM VERWONDINGEN TE VERMIJDEN.

(SV) VIKTIGT: ANVÄND HANDSKAR FÖR ATT FÖRHINDRA SKADOR.

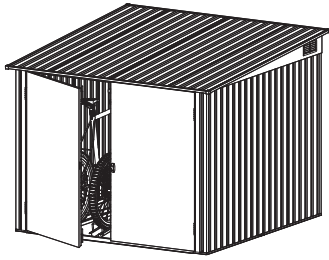
(IT) IMPORTANTE: USA DEI GUANTI APPROPRIATI PER EVITARE FERITE.

(EN) Exploded View  
 (FR) Vue Explosée  
 (PT) Vista esplodida  
 (ES) El Panorama estallado  
 (DE) Explosionszeichnung

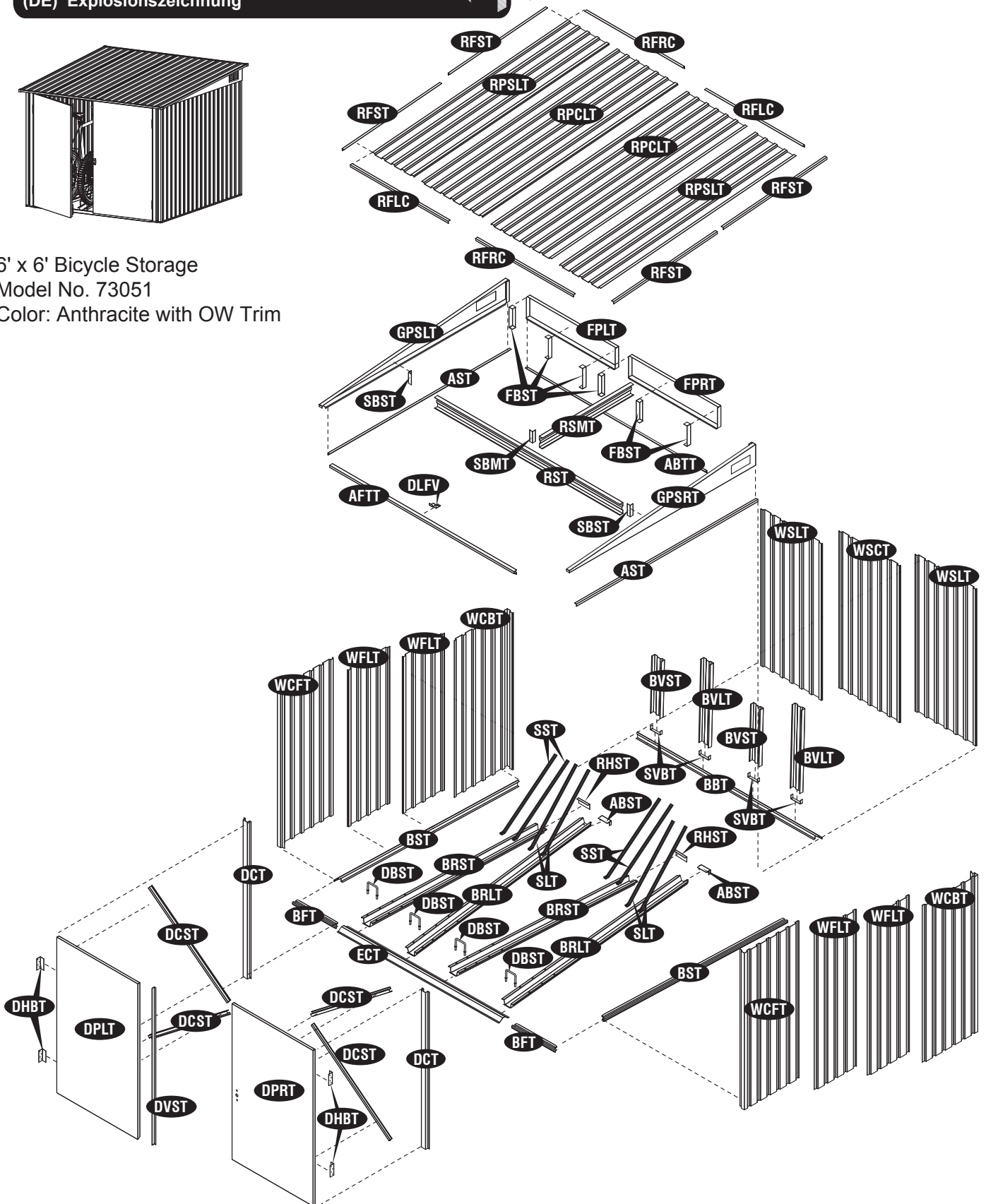
(PL) Rysunek złożeniowy  
 (NL) Barsten bekijken  
 (SV) Uppblåst bild  
 (IT) Vista dell'esploso

**DURAMAX**<sup>TM</sup>  
 ALL PURPOSE METAL STORAGE SHEDS  
 A Product of

**USP**  
 US POLYMERS INC



6' x 6' Bicycle Storage  
 Model No. 73051  
 Color: Anthracite with OW Trim



(EN) IMPORTANT: USE HAND GLOVES TO PREVENT INJURY.  
 (FR) IMPORTANT: UTILISER LES GANTS POUR PREVENIR LES ACCIDENTS.  
 (PT) IMPORTANTE: USAR LUVAS PARA EVITAR LESÕES.  
 (ES) IMPORTANTE: GUANTES DE MANO DE USO PARA PREVENIR LA HERIDA.  
 (DE) WICHTIG: BENUTZEN SIE HANDSCHUHE, UM VERLETZUNGEN ZU VERMEIDEN.

(PL) WAŻNE: UŻYWAJ RĘKAWIC, ABY ZAPOBIEC URAZOM.  
 (NL) BELANGRIJK: GEBRUIK HANDSCHOENEN OM VERWONDINGEN TE VERMIJDEN.  
 (SV) VIKTIGT: ANVÄND HANDSKAR FÖR ATT FÖRHINDRA SKADOR.  
 (IT) IMPORTANTE: USA DEI GUANTI APPROPRIATI PER EVITARE FERITE.